

Adventure Sheet

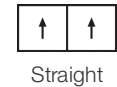
Coleção	Living Environments	
Número Do Produto	4057V	
Construção	Manta Heterogênea De Uso Comercial, Tráfego Leve, Com Fibra De Vidro	
classe	Type I, Grade 3, Class C	
Tipo De Base	Espuma de Célula Fechada	
Acabamento	UV Urethane	
	U.s.	Metric
Espessura Da Camada De Uso	12 mil (0.012 in)	0.3 mm
Espessura Total Do Produto	0.055 in	1.4 mm
Installation Type	Dry Back	
Instalação	Direct Glue	
Adesivo Recomendado	S150-95 Resilient Tile Spray, 4200 Resilient Sheet 1 Gallon, 4200 Resilient Sheet 4 Gallon, 2200 Resilient Tile 4 Gallon or 4151 Multi-Use Premium 4 Gallon	

Empacotamento

Tamanho Real Do Rolo	12.00 ft w x 150.00 ft l	3.66 m w x 45.72 m l
Área Por Rolo	200 sy/roll	167.23 sq m/roll
Peso Por Rolo	504.51 lbs	228.84 kg



Método De Instalação Recomendado



Straight

Produtos Coordenados

COREtec: Repose
Broadloom: Scenery, Reimagine, Statement, Upscale, Imagery, Sentiment

Desempenho + Teste

Recuo Residual (Astm F1914)	Passes
Flexibilidade (Astm F137)	Passes
Resistência Ao Calor (Astm F1514)	Passes
Resistência À Luz (Astm F1515)	Passes
Resistência A Produtos Químicos (Astm F925)	Passes
Coeficiente De Atrito (Astm D2407, Resistência Ao Deslizamento)	≥0.5, meets the recommended static coefficient of friction for ADA walking surfaces

Test Reports may be included or listed by the manufacturing/inventory style number as opposed to the noted selling style number.

Garantias

[Comercial De 7 Anos Limitada](#)

Diversity, Equity & Inclusion

We believe all humans are equal. Individually and collectively, we need to proactively create and promote opportunities that give everybody an equal footing in life. We nurture an environment where every voice and perspective can be heard, and proactively promote accessibility and inclusivity inside our network and beyond. One proof point is our ability to meet the criteria of the Social Fairness pillar of the Cradle to Cradle Product Standard. At Shaw Industries, we promote supplier participation that is reflective of Shaw's diverse customer base and local community. More than 42% of our spend***** is with small and diverse businesses. We believe having a strong Supplier Diversity Program is strategic for bringing more innovation to our businesses and openingnew markets for growth.

Atributos + Certificações

Climate Impact

Environmental Product Declaration (EPD)	3rd Party Certified De Acordo Com ISO 14025, EN 15804, & ISO 21930:2017
Embodied Carbon (Cradle to Gate)	7.04 Kg Co ₂ /M ²
Total Recycled Content	0% (Pre-Consumer 0% Post-Consumer 0%)

Global Product Assessment

FloorScore® | Certificado
Country of Origin | Imported

Crédito De Contribuição

MR Credit: Divulgação e otimização de produtos de construção Declarações ambientais do produto - Opção 1: Declaração ambiental do produto (EPD)	3rd Party Certified in Accordance with ISO 14025, EN 15804, & ISO 21930:2017
Crédito de EQ: Materiais de baixa emissão Opção 1: cálculos de categoria de produto	FloorScore Certified

[Installation Guidelines](#)


Maintenance Guidelines

Please visit www.shawcontract.com for the most current warranty information.
Specifications are subject to nominal manufacturing variance. Material supply and/or manufacturing processes may necessitate changes without notice.


This product is an exclusive design and may not be duplicated in any manner. Use of this design in the creation of another product design is also strictly prohibited.
*****Allowable spend is domestic (US) spend in categories in which we have diverse suppliers from which to choose. Compared to non-allowable spend which includes categories in which we do not have domestic, small or diverse suppliers available to meet our needs.

Visit shawcontract.com/testing for more information.


Available Colorways




Countryside 00113
V2 - Slight Variation




Explore 00116
V3 - Moderate Variation




Journey 00507
V2 - Slight Variation




Expedition 00528
V4 - Substantial Variation



Traveler 00609
V3 - Moderate Variation



Trail 00702
V2 - Slight Variation



Voyage 00803
V4 - Substantial Variation

Color and Visual Variation Index

Shade and texture variation is inherent in all resilient products and can vary significantly from piece to piece. Samples should be used to assess color.

